

FLOOD APPLICATION FORM

APPLICANT DETAILS:

Insured: _____

Property Address: _____

Mailing Address (if different from above): _____

UNDERWRITING INFORMATION:

NFIP Flood Zone: _____

Foundation Type: _____

If Basement, how much of value is below ground: _____

Date of Construction: _____

Square footage: _____

Number of Floors (excluding basement): _____

Building built on driven pillings: Yes No

Is Building Elevated: Yes No If yes, at what height: _____

Construction (check any that apply): Frame Fire Resistive Masonry Other: _____

Primary Residence: Yes No

Any prior Flood losses? Yes No If Yes, please attach loss run or description of loss(es)

OCCUPANCY (CHECK ALL THAT APPLY):

Single Family Residential Apartment/Duplex* Commercial

Residential Condominium* Commercial Condominium*

*If checked, # of units: _____

If a business, please describe operation: _____

If business and contents coverage is desired, please provide a description of contents/inventory and how it is stored: _____

TOTAL VALUES:

Buildings (100% Replacement Cost Values) _____

Contents (100% Replacement Cost Values) _____

Business Income/Rental Value (12 months) _____

FLOOD LIMITS REQUESTED:

Buildings _____

Contents _____

Business Income/Rental Value _____

CHECKLIST

Elevation Certificate attached if property is Post-Firm and located in an A or V Flood Zone? Yes No

If NFIP is underlying, require a copy of the underlying NFIP declaration page. Attached? Yes No







If underlying is an All Risk policy, require sight of the underlying Flood wording. Attached? Yes No

Completed application with the Insured's signature and date of signing: Yes No

I confirm that to the best of my knowledge, all information provided above is complete, true and correct. Failure to declare material facts may result in Coverage being wholly or partially limited in the event of a claim.

Signature: _____ Title: _____ Date: _____

Mortgagee(s)/AI(s): _____

Building Type	Diagram No	Building Type	Diagram No
 <p>Slab on Grade (Non-Elevated)</p>	1A, 1B, and 3	 <p>Basement (Non-Elevated)</p>	2A, 2B, and 4
 <p>Crawlspace (Elevated or Non-Elevated Subgrade Crawlspace)</p>	8 or 9	 <p>Elevated without Enclosure on Posts, Piles, or Piers</p>	5
 <p>Elevated with Enclosure Not on Posts, Piles, or Piers (Solid Foundation Walls)</p>	7	 <p>Elevated with Enclosure on Posts, Piles, or Piers</p>	6